

Light 
Adjustable
Lens™

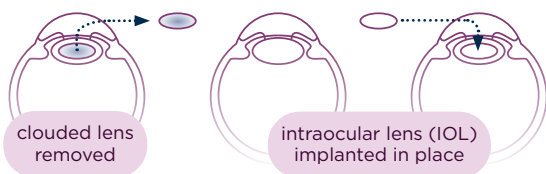


Test Drive Your Vision

What You Need To Know About Cataracts And Cataract Surgery

A cataract is a cloudy area in the normally clear lens of your eye, causing blurry vision. Most cataracts are related to aging and, over time, can lead to vision loss. When a cataract interferes with your usual activities, such as reading and driving, your physician will likely recommend cataract surgery.


During cataract surgery, your lens is removed and replaced with a clear artificial lens. This lens is called an intraocular lens (IOL). Cataract surgery is the most common procedure in the world and is one of the safest and most successful procedures performed today.



Cataract surgery can also offer the opportunity to correct other vision problems you may be experiencing such as myopia (nearsightedness), hyperopia (farsightedness), astigmatism (irregularly shaped lens), or presbyopia (diminishing ability to focus with age).

The First And Only IOL Adjustable *After* Cataract Surgery—The Light Adjustable Lens™

Despite numerous advances in modern cataract surgery technologies, many patients continue to be disappointed with their vision outcomes. That is why RxSight developed the first IOL that allows your physician to optimize your vision *after* your cataract surgery rather than trying to predict how the IOL will perform in your eye *before* your surgery.

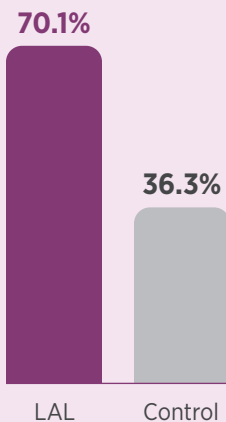


With the Light Adjustable Lens™ (LAL®), you will have the unique opportunity to adjust and preview your vision based on your personal desires and lifestyle requirements. This optimization is done by your eye doctor after lens implantation through a series of light treatment procedures that take only a few minutes each.

The Light Adjustable Lens delivers superior vision outcomes that non-adjustable IOLs cannot match.

In a study of 600 subjects, those who received the LAL followed by adjustments were twice as likely to achieve 20/20 vision at 6 months without glasses as those who received a standard (fixed) monofocal IOL.¹


LAL patients were twice as likely to achieve 20/20 vision at 6 months without glasses as those who received a standard monofocal IOL.¹



1. US Food and Drug Administration. Summary of Safety and Effectiveness (SSED) of Light Adjustable Lens and Light Delivery Device system.


Achieving Customized Vision With The Light Adjustable Lens

The Light Adjustable Lens is made of a special photosensitive material that changes the shape and power of your implanted lens in response to ultraviolet (UV) light. Light treatments are delivered in your doctor's office with the Light Delivery Device™ (LDD™) after your eye has healed.



The Light Adjustable Lens is the only adjustable IOL available that allows optimization of your vision *after* lens implantation and healing.

Fixed vs Adjustable IOLs



Scan the QR code to view a short video that explains the difference.

You will preview possible vision outcomes with your doctor and choose a prescription for your adjustable lens based on your preferences and lifestyle requirements. After surgery, you can test drive your vision and customize it further through a series of light treatments that precisely reshape your implanted lens to the correction that is needed.



“I liked the ability to change the prescription of the lens. Each time you could see your vision get a little bit better and a little bit better.”

Steven M.
LAL Patient

Light Treatments

With your doctor's input, the LDD noninvasively delivers UV light to your Light Adjustable Lens to adjust your vision to the desired target. The system gives your doctor the flexibility to make adjustments and refinements to meet your specific criteria.

Between one and three light treatments, each lasting approximately 90 seconds, are required. The total number of light treatments is based on achievement of the desired visual outcome that you and your doctor selected. Once you have achieved your final optimal vision, the lens power is permanently locked with two final light treatments to prevent any further changes. When you experience the results of your adjustments, you will better understand the value of adjusting and customizing your vision after your surgery.

LIGHT TREATMENT SCHEDULE

Initial Light Treatment

Approx 2–3 weeks after surgery

Additional Light Treatments
(as desired)

Approx 3 days after each prior light treatment

Lock-In Treatments
(two required)

Approx 3 days after each prior light treatment

What To Expect After Surgery

In the weeks following your surgery, you and your doctor will work together to optimize your vision using UV light treatments. During this period, you will need to wear RxSight UV-protective glasses provided to you by your doctor. These glasses will protect your eyes from exposure to all other sources of indoor and outdoor UV light, which can cause uncontrolled changes to the Light Adjustable Lens.

The RxSight UV-protective glasses should be worn from the time of lens implantation until 24 hours after your last light treatment is completed. At that point, no further changes can be made to the implanted Light Adjustable Lens, and you can remove the RxSight UV-protective glasses and enjoy your custom vision!

“My vision is better than it was 20 years ago—I feel like I have eagle eyes!”

Doug V.
LAL Patient



RxSight UV-Protective Glasses

You must wear RxSight UV-protective glasses from lens implantation until after the last light treatment is complete.

Until the Light Adjustable Lens is locked in, exposing the lens to UV light sources (including the sun) could potentially modify the prescription.

Total wear is typically 4–6 weeks; however, this can vary depending on the number of light treatments needed.

You must wear the RxSight UV-protective glasses supplied to you as they have a special protective coating that no other glasses have.

If you lose a pair, continue to wear the other pair provided and contact your eye clinic to replace them.

Ask your doctor what activities you can participate in while completing light treatments. For example, you should not go to a tanning studio or receive facial beauty treatments (such as laser hair removal or permanent makeup).

Who Can Benefit From The Light Adjustable Lens?

The U.S. Food and Drug Administration has approved the Light Adjustable Lens and Light Delivery Device for patients with preexisting astigmatism of 0.75 diopters or more who are undergoing cataract surgery.



Ask your doctor to explain the possible risks and benefits of cataract surgery. For risks and benefits specifically related to the RxSight Light Adjustable Lens, please see the RxSight Patient Information Brochure.

IMPORTANT SAFETY INFORMATION

Approved use: The Light Adjustable Lens™ (LAL®) and Light Delivery Device™ (LDD™) system is approved for patients who have a cataract and need surgery for it, have corneal astigmatism (at least 0.75 diopters) before surgery, and do not have preexisting macular disease.

Who should not receive this treatment? The LAL and LDD system should not be used if you are taking medications that may increase your sensitivity to ultraviolet (UV) light; if you are taking a medication that is considered harmful to your retina; if you have a history of herpes eye infection or uncontrollable eye movements (nystagmus); or if you are unable to comply with your doctor's schedule of LDD light treatments and instructions for wearing special UV-protective glasses for several weeks following cataract surgery.

What warnings should I be aware of? Preexisting macular disease and certain eye conditions may increase the risk of complications. Your doctor will determine if you are a good candidate for the LAL. If you have any complications during your cataract surgery before the LAL is implanted, you may need to have another intraocular lens (IOL) implanted instead of the LAL.

What precautions should I be aware of? The safety and effectiveness of the LAL and LDD have not been established in patients with certain preexisting eye conditions or in patients who experience certain complications during cataract surgery. You should discuss these issues with your doctor. Following surgery, you must wear the RxSight special UV-protective glasses during all waking hours for about 4 to 5 weeks and comply with your doctor's schedule of LDD light treatments. Failure to wear the UV-protective glasses can result in an unpredicted vision change or loss of vision quality after exposure to UV light, such as from sunlight. This may require a second surgery to remove the LAL from your eye and replace it with another IOL.

What are the potential risks? As with any surgical procedure, there are risks associated with cataract surgery and IOL implantation. Please discuss these risks with your doctor. Potential risks associated with LDD light treatments include mild alterations to color perceptions; temporary scratchiness, irritation, or dryness to the front part of your eye; and activation of a previously undiagnosed herpes eye infection. Longer lasting and serious adverse events related to the UV light exposure are possible, but rare. There is a small chance that your vision could be made worse or that you may require additional surgery as a result of a complication.

Caution: Federal law restricts this device to sale by or on the order of a physician.



©2025 RxSIGHT. All Rights Reserved. COM 0004 Rev. H